

Aquila 42 Yacht Power Catamaran Specifications

Length overall	12.64 M / 41' 6"
Beam overall	6.4 M / 21' 0"
Height above waterline w/hard top	5.49 M / 18' 0"
Draft with sacrificial keel installed	1.10 M / 3' 7"
Light displacement	15,700 KG / 34,168 LB
Fully loaded displacement	19,000 KG / 41,895 LB
Sleeps (up to)	8+
Max. passengers	24
Cabins	2/3/4
Heads with separate showers	2/3

Tankage

Fuel tank	1,100 L / 290 GAL
Water tank	460 L / 132 GAL
Holding tank	160 L / 42 GAL

CE certification

A (ocean):8 PAX; B (offshore):12 PAX
C (coastal):16 PAX; D (inland):24 PAX

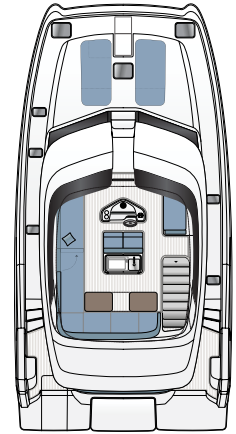
Propulsion

Standard **2x D4 230 HP VOLVO PENTA**

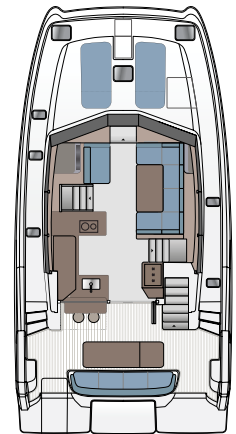
Optional **2x D4 300 HP VOLVO PENTA**

Construction

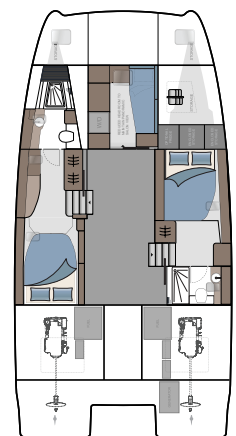
Resin infused vinyl ester hull, deck, and bulkhead construction creating high strength and stiffness
Vinyl ester resin with excellent corrosive and water resistant properties
Core materials vary in density dependent on loads
Water tight bulkheads fore and aft
Bulbous bows separately molded and attached to each bow
Windows in hull and deck high quality PMMA/Acrylic material
Custom built stainless steel salon and flybridge support structure



STANDARD FLYBRIDGE



STANDARD MAIN DECK



STANDARD 2-CABIN
+ UTILITY CABIN

All specifications and options are subject to change by Sino Eagle Yachts at their sole discretion. Performance is purely indicative and not a contractual commitment. Performance is subject to many variances outside the control of Sino Eagle Yachts. Specifications and graphics in this brochure are non-binding and customer must enter into contractual agreement with the Dealer or Agent of Record.

Features

- An exceptional performing and seaworthy hull shape providing first in class stability and comfort
- Expansive outdoor living and entertaining spaces with luxurious interior styling and amenities
- Plenty of sun coverage via fiberglass hardtop with 316L polished stainless steel supports on flybridge
- Direct bow access from central steps leading from flybridge to bow area
- FUSION audio system with Bluetooth and eight (8) Fusion speakers and 4 zone sound control
- Optional interior helm station for added comfort during inclement weather
- For overnighting, premium comforts are provided by two (2) double berth cabins each with their individual walk in toilet with separate shower

Interior Layout

- Two (2) cabins with double berths and private heads with walk in showers and fresh water electric toilets
- Utility cabin with storage cupboards and single bunk/sofa. Reduced headroom to maintain panoramic salon view.
- Large salon area with comfortable U-Shaped seating
- Large galley area with common household amenities

Hull and Deck Features

- Eight (8) opening deck hatches carefully positioned to enhance ventilation in cabins
- Six (6) opening port lights installed in hull side windows and forward salon windows
- Removeable mosquito screens for hull side portholes
- Custom built PVC rubrail with 316L stainless steel insert offering all round protection
- Solid custom deck railing in 316L stainless steel
- 2x comfortable and protected bow seats integrated into deck railing
- 10x mooring cleats in solid 316L polished stainless steel thru bolted
- Deck fill plates in 316L stainless steel: water (2); fuel (2); waste (2)
- Bow roller for secondary anchor - 316L polished stainless steel
- Anchor locker with 1000 watt windlass, handheld remote control with chain lock
- Primary anchor - 20 kg/44 lb Delta with 150 ft 5/16" chain with shackles and bridle system
- Well placed ergonomic handrails in 316L stainless steel ensuring secure movement onboard
- Forward access steps from flybridge to bow with 316L polished stainless steel support structure
- Ergonomic transom steps for easy boarding and comfortable lounging off stern
- LED navigation lights - running and anchoring lights
- Engine ventilation intakes with FRP cowling cover
- Swim ladder – hidden Aquila slide out stainless steel with steps and handrail for easy boarding
- Large in deck storage area accessed from starboard side deck
- Aft cockpit with hinging window and door opening to galley
- Aft cockpit seating with table
- LED deck courtesy lights located at transom, cockpit, and flybridge
- Large spacious foredeck with cushions for sunbathing

Flybridge

- Expansive FRP hard top with stainless steel supports and overhead lighting
- Access to flybridge from aft stairway and forward bow steps
- Main access from aft cockpit via integrated molded steps
- Ergonomic positioned handrail for safe access from aft cockpit
- Forward flybridge access via center forward bow steps with built in stainless steel handrail for safety
- Flybridge stainless steel guardrails with acrylic wind protection inserts
- Electronic engine double lever throttle and gearshift control
- Hydraulic steering with variable position steering wheel
- LCD engine display at helm
- Compass at helm station
- Four (4) Fusion marine speakers mounted in hard top ceiling
- Spacious comfortable helm seat for two (2) people with upholstered seat, backrest, and flip bolsters
- Comfortable port side seating adjacent to helm station
- Flybridge table comfortably seats six (6)
- Upholstered flybridge cushions with backrest
- Wet bar behind helm station incorporating Corian work surface, sink with hot and cold faucet
- Integrated hinged fiberglass cover for wet bar area
- Large storage area under wet bar with two (2) access doors
- Lifeline and safety gear storage under flybridge seats
- Cup holders located in various areas around flybridge

Engine Room

- Custom designed engine exhaust to reduce engine emission noise
- Automatic fire suppression heat activated system with alarm monitors at helm station
- Start/stop switches at helm station
- Engine room bulkhead insulation - 50 mm flame retardant polyurethane foam covered metalized polyester film
- Engine room lighting
- Automatic bilge pump in each engine room
- Excellent all round engine and systems access for ease of maintenance
- Two (2) hydraulic steering cylinders

Underwater Gear

- Propeller tunnels for reduced draft and maximum efficiency
- Four (4) blade bronze propellers
- Machined stainless steel propeller shafts with rope cutter installed on each shaft
- Rudders and tiller arm in 316L stainless steel with FRP tube
- Shut off valves on all salt water intakes in engine rooms
- Sea water intake strainers
- Watertight self aligning dripless shaft seal with 316L stainless steel housing
- Extended bronze P-bracket for maximum propeller protection
- Sacrificial skeg forward of drive for added running gear protection
- Black antifouling paint on hull surface at and below waterline

Technical Features

- Bilge pump warning
- Instrument panels including LCD engine display at helm
- Hydraulic steering system with tilt helm steering wheel
- Custom Aquila stainless steel steering wheel

Salon

Excellent all round visibility from salon seating
 Windows with external overhangs offers excellent visibility and reduced sunlight
 Tempered glass, hinged door, and window access to cockpit offers excellent ventilation and through flow
 Two (2) opening port lights in forward salon windows provide excellent ventilation
 Custom blinds fitted on salon outboard windows
 Overhead LED ceiling lights, LED mood lighting and LED courtesy lighting
 Paneled ceilings with LED accent lighting
 Cabinets and counter top on port side
 Settee seating U-shaped around salon table, six (6) seats
 Salon table which has ability to convert into comfortable single bed
 Upholstered cushions
 Two (2) Fusion speakers
 Synthetic wear resistant flooring offering maintenance free natural wood look
 Navigation station with C-Zone controls

Galley

Two (2) burner electrical induction cooktop
 Convection microwave
 Refrigerator/freezer (DC powered)
 Stainless steel sink with single lever variable temperature faucet
 Storage cupboards and drawers offering ample storage for all galley accessories
 Durable stain-resistant Corian countertop
 Ample storage lockers on port side under Corian worktop surface
 Concealed garbage bin
 Overhead LED ceiling lights as well as mood lighting
 Synthetic wear resistant flooring offering maintenance free natural wood look

Staterooms

Large windows throughout offering excellent views
 Dedicated hanging lockers
 Ample storage lockers including underneath beds
 Custom blinds fitted on cabin hull windows
 Concealed shade blind and insect screen on opening deck hatch where installed
 Overhead LED ceiling lighting and floor courtesy lighting
 Overhead LED reading lights
 Memory foam mattresses
 Synthetic wear resistant flooring offering maintenance free natural wood look
 Cabin door offering privacy
 Cabin Mattress Sizes: Master: 59" W x 79" L (150 cm x 200 cm);
 Stbd Guest Cabin: 59" W x 79" L (150 cm x 200 cm); Mid Cabin:
 32" W x 77" L (80 cm x 196 cm)

Utility Cabin and Storage

Single bed/sofa with memory foam mattress (option to convert to double bed including direct access to designated head and shower area)
 Cabinetry storage to port side
 Sliding privacy door

Designated area for optional washer/dryer
 Well ventilated with overhead deck hatch—also allows direct access to and from deck

Heads and Separate Shower Stalls

Quiet electric fresh water flush toilet with large bowl and push button control in each bathroom
 Private door leading into cabin
 Opening deck hatch offering ample ventilation
 Opening port light in large window
 Stylish round wash basin with single lever variable temperature faucet
 Custom blinds
 Vanity lockers with mirrors
 Synthetic wear resistant flooring offering maintenance free natural wood look
 Separate shower stall with flexible shower faucet
 Acrylic door separating shower from the rest of the bathroom
 Automatic shower and sink drain via dedicated sealed sump box
 Overhead LED lighting
 Toilet roll holder

Navigation Area

Ample navigation work surface for charts and books
 C-Zone digital switch panel with transfer switches for all electrical systems
 Dedicated electronics display panel offering easy access and visibility to electronic systems
 Multizone Fusion entertainment system master unit offering three (3) Fusion speakers and 4 zone control
 Light switch panel controlling all salon, galley, and aft cockpit lighting
 Remote battery switches for all onboard batteries

Water and Bilge System

Fresh water pressure pump with accumulator tank offering equal water pressure throughout
 40 L / 10.6 gal hot water cylinder powered by engine heat exchangers and AC power
 Two (2) 230 L / 60.8 gal water tanks
 Transom pull out shower mixer (hot/cold)
 Water tank levels visible through C-Zone system
 Four (4) automatic 12v bilge pumps

Waste System

Grey water from showers and sinks collected in two (2) sealed sump boxes with auto discharged overboard
 Two (2) 80 L / 21 gal black water holding tanks discharged via deck pump out or electric overboard pumps
 Black water tank levels visible through C-Zone system

Electrical System

Inverter/charger 12/110v 3000 VA or 12/230v 3000 VA (voltage dependent of boats destination)

House batteries two (2) 200 Amp/Hour AGM in dedicated battery locker

Dedicated 105 Amp/Hour engine start batteries

AC power supplied by one (1) 50 Amp 125/250v shore power cable

Dedicated circuit breaker switches for all high load components

Galvanic isolator protector system

Fuel System

Diesel fuel system with water separation filters

Dedicated fuel tank 550 L / 145 gal for each engine

Fuel filters for each engine

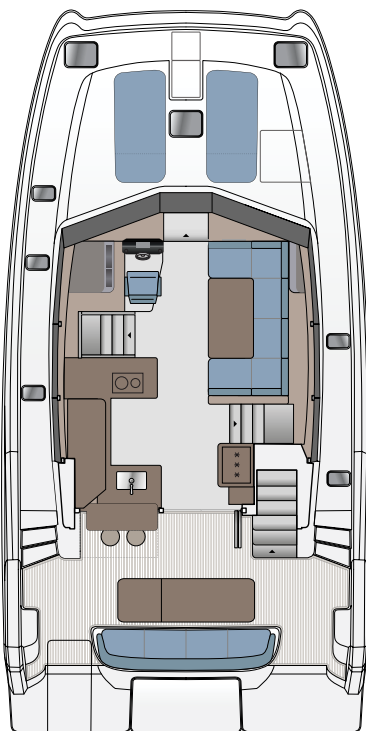
Aluminum fuel tanks with safety shut off valves

Safety

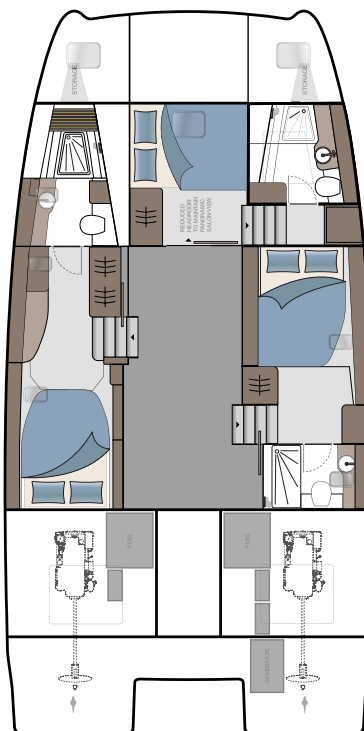
Automatic fire suppression heat activated system with alarm monitors at helm station

Mooring kit including six (6) fenders and six (6) mooring ropes

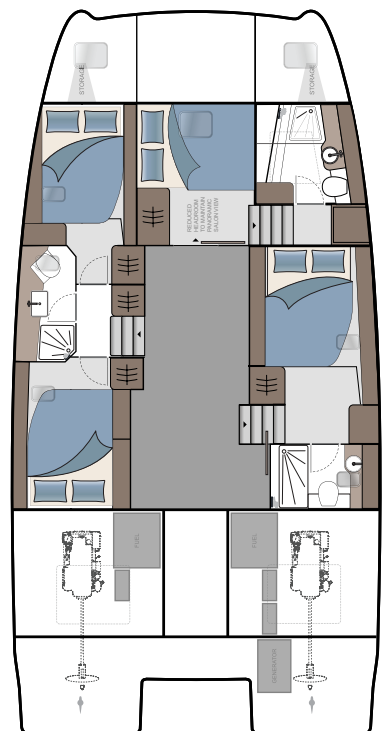
OPTIONAL LAYOUTS



OPTIONAL MAIN DECK



OPTIONAL 3-CABIN



OPTIONAL 4-CABIN

All specifications and options are subject to change by Sino Eagle Yachts at their sole discretion. Performance is purely indicative and not a contractual commitment. Performance is subject to many variances outside the control of Sino Eagle Yachts. Specifications and graphics in this brochure are non-binding and customer must enter into contractual agreement with the Dealer or Agent of Record.